

PRO VERAFT

CNC MACHINING CENTRE

LEADING TECHNOLOGY FOR QUALITY PRODUCTS



WATCH THE VIDEO

THE MARKET EXPECTS

In a dynamic market of increasing complexity, there's a need for greater flexibility, more and more contract production and uncompromising end product quality.

BIESSE RESPONDS

With technological and innovative solutions aimed at ensuring high standards of precision and reliability. Modular solutions to best meet the new market requirements. **Rover A FT** is the new high-performance machining centre for nesting operations. Compact and efficient, with a gantry structure, the Rover A FT offers top-of-the-range technology and guarantees optimum precision in every machining operation.



ROVER AFT

- ✓ LONG TERM RELIABILITY AND PRECISION
- ✓ TOP-OF-THE-RANGE TECHNOLOGY
- ✓ A WIDE CHOICE OF TOOLS, READY FOR ANY TYPE OF MACHINING OPERATION
- ✓ FUNCTIONAL DESIGN AND ERGONOMIC PROTECTION FOR OPTIMUM VISIBILITY AND MAXIMUM SAFETY DURING MACHINING

A SINGLE PROCESSING CENTRE FOR MANY TYPES OF MACHINING OPERATIONS

Rover A FT is designed and engineered to ensure high standards of quality and productivity.



A MULTITUDE OF NEEDS WILL BE MET
BY JUST ONE MACHINE.



The 5-axis unit further boosts the
machine's capabilities.

RELIABLE TECHNOLOGY

A machine designed to enable you to achieve your goals.



Gantry structure with twin drive to increase productivity and the quality of the end product.

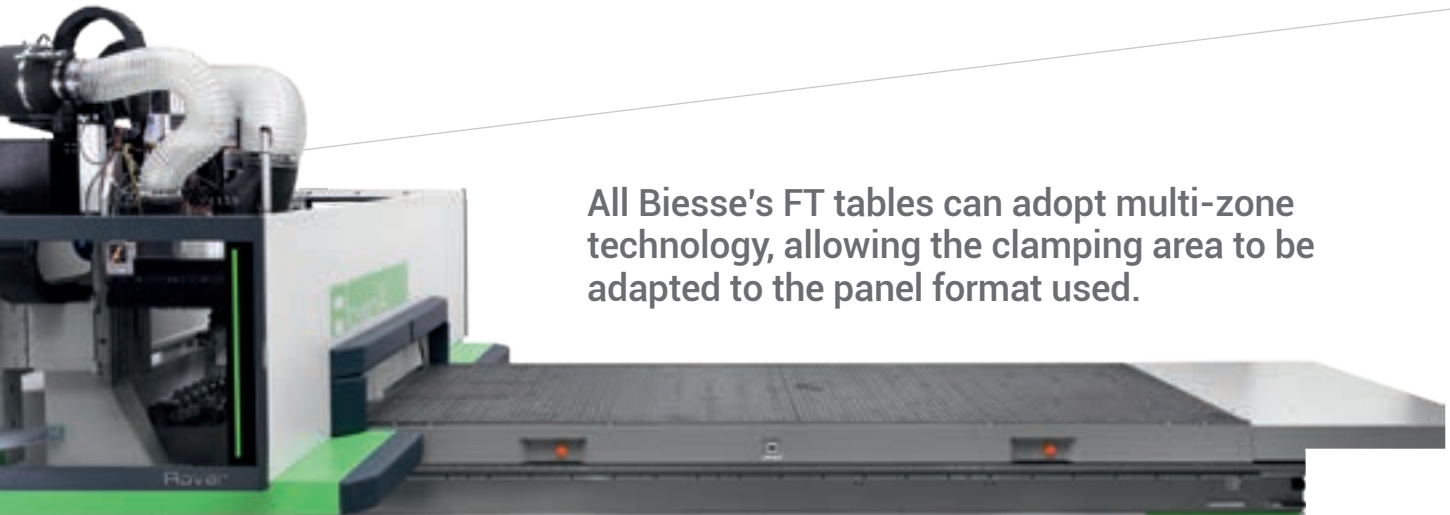


Linear guides sized for greater rigidity and precision.




The twin drive guarantees accelerations of up to 4 m/s² and speeds of up to 105 m/min, thus increasing productivity.

MAXIMUM HOLD ON THE WORKPIECE, LOWER ENERGY CONSUMPTION



All Biesse's FT tables can adopt multi-zone technology, allowing the clamping area to be adapted to the panel format used.



The vacuum modules can be directly positioned on the support panel

The modules can be quickly and easily used, even without the auxiliary vacuum system, without compromising the hold on the panel.

HFT and FT PLUS nesting tables to meet all machining requirements.



HFT

is based on our customers' experience, for machine solutions with loading and unloading, with breathable materials combined with the roller presser.

DYNAMIC VACUUM

An innovative system that concentrates the vacuum in the machining area, enabling the clamping of critical pieces (up to 100x100 mm) made of breathable material, chipboard or MDF. The advantages are countless:

- ✔ Reduction in energy consumption of 25%
- ✔ Lower noise levels
- ✔ No need for a vacuum pump in larger sizes
- ✔ Quality guaranteed
- ✔ Fast return on investment

FT PLUS

the excellent modularity of this type of table allows different clamping systems to be used for solid wood elements or critical parts. The extension and increase in capacity guarantee optimum machining flexibility.

TOP-OF-THE-RANGE COMPONENTS



Maximum results thanks to the option of equipping the machine with 5-axis technology.

✓ Rover A FT benefits from top-of-the-range Biesse (HSD) components.

NEW BHZ 21 BORING HEAD FOR THE HIGHEST BORING CAPACITY AND PRODUCTIVITY IN ITS CATEGORY.



Electrospindles for every application:
- up to 19.2 kW HSD liquid-cooled with automatic tool change HSK F63 1,000-24,000 rpm.



✓ **C AXIS TORQUE: MORE PRECISE, QUICKER, GREATER RIGIDITY.**

WIDE RANGE OF TOOLS READY TO USE ON THE MACHINE, MAXIMUM EASE OF TOOLING.

Tool change magazines with a total of up to 32 spaces. All tools and aggregates available at all times, with no need for operator intervention for tooling when switching from one machining operation to the next.



The rack magazine with 13/16 positions provides a simple and functional solution whilst keeping the overall dimensions of the machine as compact as possible.

8-position revolver integrated into the machine beam.



Revolver magazine with 8 overhead positions and 16 on the X carriage, enabling cycle times to be reduced to a minimum.

NESTING

PRODUCTIVE ECONOMY

Productivity and efficiency are increased, while maintaining high quality standards and fast delivery times.

Biesse nesting solutions guarantee:

- Machine autonomy for cell solutions
- On-time delivery
- Reduced cycle times
- Increased productivity
- Reduced waste.




HIGH LEVELS OF VERSATILITY THANKS TO THE VARIOUS POSSIBLE CONFIGURATION TYPES



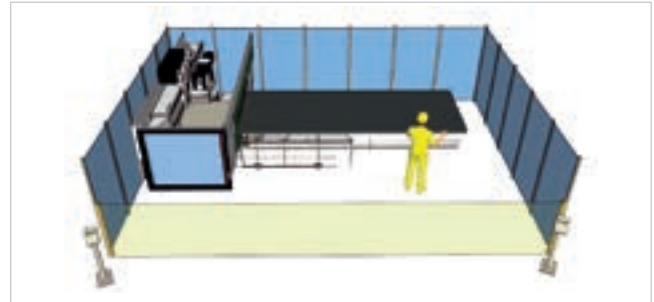
FULL BUMPER CONFIGURATION: COMPACT AND ERGONOMIC

The full bumper version of the Rover A FT is one of the most compact solutions on the market, facilitating safe loading and unloading movements by the operator..



The full bumper solution is designed to adapt perfectly to the space dedicated to production. It allows the operator to access all sides of the machine at all times, in total safety with no obstacles on the ground.

PENDULAR CONFIGURATION: PRODUCTIVE AND SAFE



The machine can be configured with tandem loading in order to alternately process panels. This allows for loading or unloading to be carried out during machining operations.

CONFIGURATION WITH AUTOMATIC LOADING AND UNLOADING SYSTEM: MAXIMUM EFFICIENCY



Excellent productivity and machining speed, thanks to the possibility of loading and unloading while the machine is running.

The ROVER A FT range is unique in every sense:

- compact and high-performance,
- accessible and user-friendly,
- unique and unrivalled.



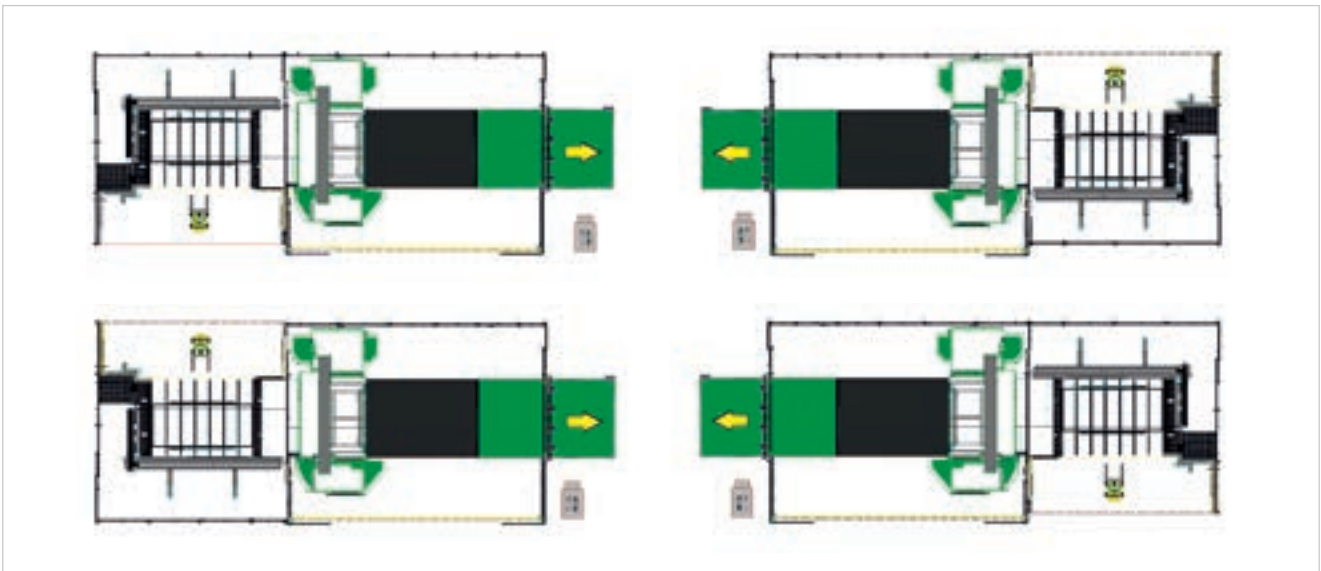
Rear access door to reduce tooling times.

CAN BE FULLY INTEGRATED INTO A WORKING CELL

Rover A FT can be adapted according to work flow and in line with customer requirements.



Loading/unloading operations are carried out simultaneously, allowing the operator to remove completed components from the unloading station in the utmost safety whilst the machine is already processing the next panel.



The technology of the independent suction cups for loading with detachment systems delivers a load flexibility that is unrivalled on the market.



INVERTED FLOW LOADING SYSTEM

The suction cup loading system is fitted in accordance with the customer's flow requirements, to optimise internal logistics.

LOADING AND UNLOADING SOLUTIONS




SOLUTIONS DEDICATED TO THE MANAGEMENT OF POROUS AND THIN MATERIALS

The new alignment system manages the detachment and aligned loading of porous and/or thin panels of up to 3 mm thick, or with strong bonding.



Panel loading system with scissor lift and automatic panel alignment. The system's ease of use ensures long term reliability. The loading pallet positioned close to the machine ensures the overall dimensions on the ground remain compact.



Panel identification and traceability within the production flow thanks to **on-demand labelling system with touch screen**.

ADVANCED LOADING SOLUTIONS, UNPARALLELED RELIABILITY



Rollers, for aligning the individual panel or a stack of panels, ensure maximum load precision.



The numerically-controlled drive system enables the correct number of panels to be loaded, introducing a totally innovative approach to loading flexibility.

Roller alignment system mounted on the Y carriage, allowing the panel to be accurately aligned on the work table.



HIGHLY-DEVELOPED AND PATENTED QUALITY

The loading system with grippers enables packs of panels to be inserted with precision and safety, significantly increasing productivity.



The roller presser enables the processing of several overlapping panels of breathable material, up to 3 raw chipboard panels 18 mm thick.

Highly effective system for machining panels up to 50% the size of the maximum loadable panel (width values much narrower than the area covered by the rollers).

LEAN, EFFICIENT PRODUCTION FLOWS



Winstore is an automated storage for the optimised management of panels for companies who wish to increase their productivity, guaranteeing production with reduced times and costs.

- **RAPID RETURN ON INVESTMENT THANKS TO INCREASED PERFORMANCE AND REDUCED COSTS**
- **PRODUCTION FLOW OPTIMISATION**
- **INTEGRATION IN THE PRODUCTION LINE**




The **Winstore** ensures that the panels to be machined are easily accessible at all times, so it is possible to substantially increase cell productivity compared to manual loading methods using a forklift truck, without frequent stack changes.



- ✔ **REDUCED DELIVERY TIMES**
- ✔ **REDUCED WAREHOUSE SPACE REQUIRED**
- ✔ **REDUCED LABOUR**
- ✔ **WASTE REDUCTION**
- ✔ **LESS RISK OF DAMAGING PANELS**

AUTOMATED, INTERCONNECTED PRODUCTION

Rover A FT can be perfectly integrated with ROS, robotised solutions, which ensure a marked increase in production and total reliability of both the production process and the unloading operations, even in a wider context of industrial automation.



Increased productivity and reduced production costs, thanks to:

- ✔ The possibility to work on several loading/unloading stations simultaneously according to the needs of the customer
- ✔ Simplification of work for the operator
- ✔ Machining operations that require no supervision and have no time limits (24/7)



WATCH THE VIDEO

ROS ARE DESIGNED TO HANDLE THE PANELS IN PREDEFINED TIMES AND ALWAYS WITH THE SAME QUALITY STANDARD, ENSURING VERSATILITY AND EFFICIENCY, THEREBY FACILITATING THE OPERATOR'S WORK WITH THE MACHINE.



Idle times are drastically reduced, and the risk of damage to the material due to panel handling by the operator is practically nil.

The PLS (Picking List Smart) application allows the user to:

- ✔ View the composition of the piles being loaded into the Rover, with generation of reports to support the operator
- ✔ Integrate with the ROS nesting unloader for stand-alone machines
- ✔ Manage master data and stocks of panels and offcuts, shared across multiple machines

PROTECTION AND SAFETY FOR ALL MACHINING OPERATIONS

Biesse machines are designed to enable operators to work in complete safety.

Maximum safety and reliability thanks to bumpers combined with photocells, with no working dimensions on the ground and no damage.

The large hatch, which can be opened, facilitates access for tooling operations and for cleaning the front of the machine.




MAXIMUM VISIBILITY OF THE WORKING UNIT FROM ANY POSITION




LED bar with 5 colours, indicating the machine status in real time, allowing the operator to check the machine status at any point.

REDUCED CLEANING TIMES, TO ENSURE MAXIMUM PRODUCTIVITY



New suction hoods which can be adjusted to 12 positions (3 axis) or 19 positions (5 axis) and continuous coating of bristles. This solution enables fine, precise adjustments to be made to the position of the hood, significantly increasing suction capacity.



System with 2 to 4 suction hoods positioned above the unloading belt.



Intake manifold positioned at the end of the belt.




Suction manifold for lounge furniture structure applications. An extremely sturdy solution positioned at the end of the conveyor, purposely designed for those working with packed elements.

T-JET PATENTED TECHNOLOGY

T-JET is the solution patented by Biese, for removing chips and dust during milling operations, and it's the only one of its kind on the market. Together with the C torque axis, the device follows the trajectories perfectly, ensuring the total cleaning of the channels and side surfaces in one single movement. Effects guaranteed even in the narrowest corners or with changes of direction.

Combined with the new suction hoods and the C torque axis, it enables the perfect execution of machining operations in a smooth, precise manner, offering numerous advantages:

- ✔ LESS DUST AND FEWER CHIPS ON THE TABLE
- ✔ TOTAL CLEANING OF THE SIDE SURFACES OF THE PIECES
- ✔ EFFECTIVE SUCTION GUARANTEED EVEN AT HIGH FEED SPEEDS
- ✔ UNPRECEDENTED FINISHING QUALITY



myVA

SOLUTIONS THAT MAKE THE USE OF OUR MACHINES SIMPLER, MORE ERGONOMIC AND MORE EFFICIENT.



SINGLE CONTROL STATION WITH TWIN MONITORS AND LABELLING MACHINE

The machine can be controlled and labels printed (for piece identification) from a single command point. Solution that greatly enhances the machine ergonomics.

PRINTER ON THE MOBILE CONSOLE

The printer is connected directly to the machine PC, and positioned so that everything needed for labelling.




Biesse has developed a series of solutions that help the operator in the various work phases, making daily tasks easier. myVA is a virtual assistant for every operator.



WEARABLE BAR CODE AND QR SCANNER

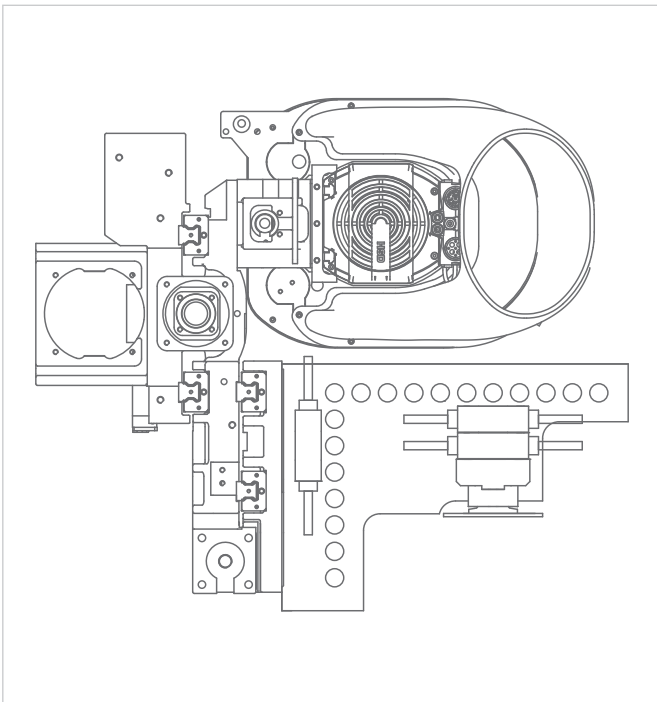
Used to upload programs in the work list, reading the information given on the label and activating the subsequent machining phases. QR codes or bar codes are read quickly and accurately, leaving the operator's hands free (unlike the classic scanner).



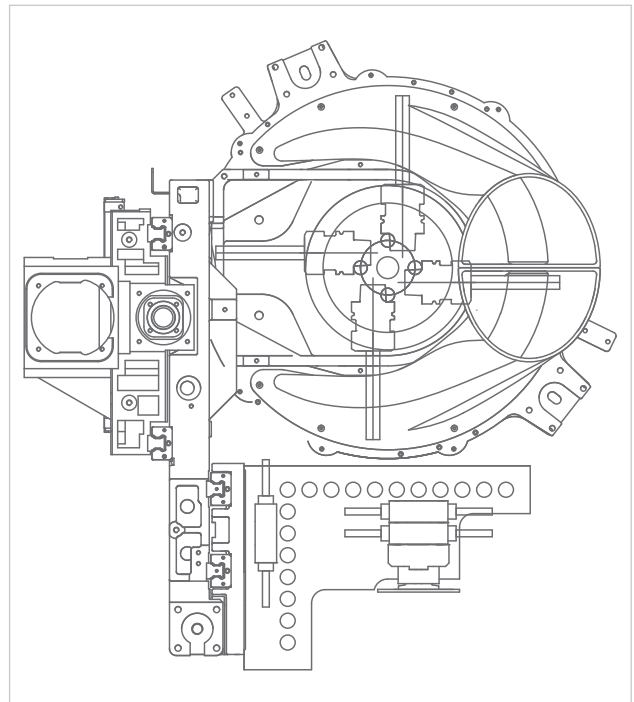
LED PROJECTOR FOR TOOLING THE WORK TABLE

The LED projector is used to identify the correct position of the vacuum modules on the work table, showing how they rotate as well. This solution saves on work area tooling time, and reduces the risk of mistakes by the operator.

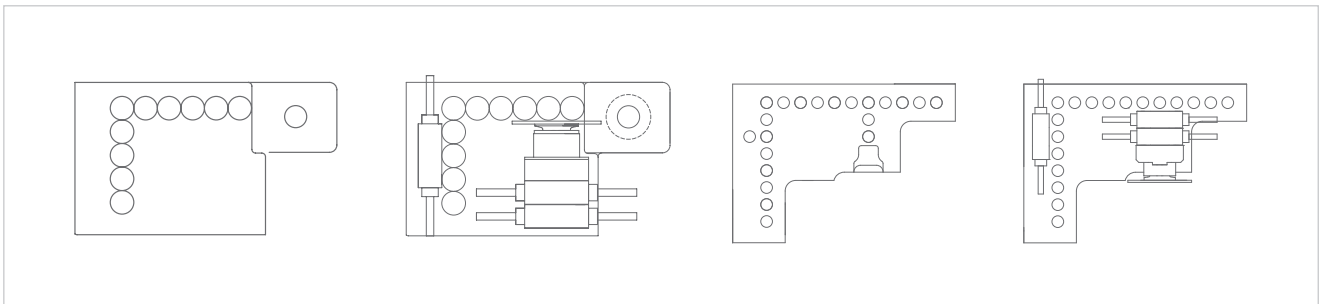
COMPOSITION OF THE WORKING UNIT



3-axis electrospindles with power of up to 19.2 kW with liquid cooling.



5-axis units with power of up to 16 kW with liquid cooling.

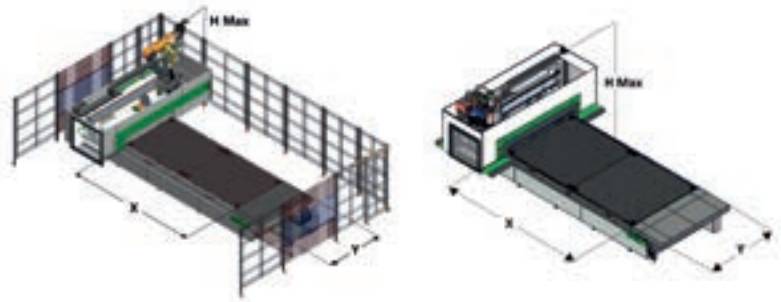


Boring heads available from 10 to 25 spindles: BHZ 10 -BHZ 17 L -BHZ 21 -BHZ 25 L.

A COMPLETE RANGE OF AGGREGATES



TECHNICAL SPECIFICATIONS



WORKING FIELDS AND HEIGHT Z



		X	Y	Pendular 4/5 axes NO suspension	Z	H max
Rover A FT 1224	mm / inch	2465 / 97	1260 / 50	809/751 - 32/30	170 ^(*) /200/250 - 6,7*/8/10	2750 / 108
Rover A FT 1531	mm / inch	3100 / 122	1560 / 61	1126/1069 - 44/42	170 ^(*) /200/250 - 6,7*/8/10	2750 / 108
Rover A FT 1536	mm / inch	3765 / 148	1560 / 61	1459/1401 - 57/55	170 ^(*) /200/250 - 6,7*/8/10	2750 / 108
Rover A FT 1564	mm / inch	6450 / 254	1560 / 61	2801/2743 - 110 /108	170 ^(*) /200/250 - 6,7*/8/10	2750 / 108
Rover A FT 1836	mm / inch	3765 / 148	1875 / 74	1459/1401 - 57/55	170 ^(*) /200/250 - 6,7*/8/10	2750 / 108
Rover A FT 2231	mm / inch	3100 / 122	2205 / 87	1126/1069 - 44/42	170 ^(*) /200/250 - 6,7*/8/10	2750 / 108
Rover A FT 2243	mm / inch	4300 / 169	2205 / 87	1726/1669 - 68/66	170 ^(*) /200/250 - 6,7*/8/10	2750 / 108

SPEED

		X	Y	Z	Vector
Full bumper	m/min	25	60	20	65
	ft/min	82	197	66	213
High speed	m/min	85	60	20	105
	ft/min	279	197	66	213

OVERALL stand alone DIMENSIONS

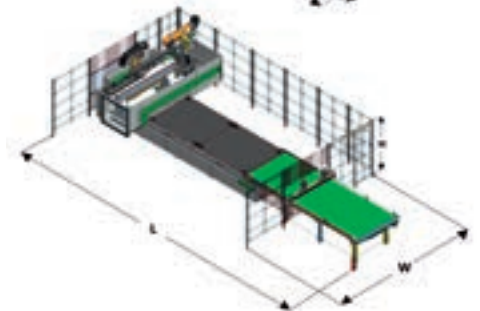

Full Bumper		L	L1	W	W1
		CE/NCE			
Rover A FT 1224	mm	6380 (6640)*	5379 (5644)*	4136	3136
	inch	251 (261)*	212 (222)*	163	123
Rover A FT 1531	mm	7020 (7300)*	6019 (6304)*	4436	3436
	inch	276 (287)*	237 (248)*	175	135
Rover A FT 1536	mm	7680 (7960)*	6680 (6964)*	4436	3436
	inch	302 (313)*	263 (274)*	175	135
Rover A FT 1836	mm	7680 (7960)*	6680 (6964)*	4752	3752
	inch	302 (313)*	263 (274)*	187	148
Rover A FT 2231	mm	7020 (7300)*	6015 (6305)*	5082	4082
	inch	276 (287)*	237 (248)*	200	161
Rover A FT 2243	mm	8210 (8500)*	7215 (7505)*	5082	4082
	inch	323 (334)*	284 (295)*	200	161
High Speed		L		W	
		CE	NCE ^(↔)	CE	NCE ^(↔)
Rover A FT 1224	mm	6525	6475	4734	4752
	inch	257	254	186	187
Rover A FT 1531	mm	7155	7075	5064	5052
	inch	282	278	199	198
Rover A FT 1536	mm	7828	7772	5064	5052
	inch	308	305	199	198
Rover A FT 1564	mm	10494	10420	5082	5052
	inch	413	410	200	198
Rover A FT 1836	mm	7828	7775	5334	5247
	inch	308	306	210	206
Rover A FT 2231	mm	7155	7075	5724	5547
	inch	282	278	225	218
Rover A FT 2243	mm	8338	8320	5724	5547
	inch	328	327	225	218



(*) With Sweeping Arm
 (↔) In the NCE version, the height of the protective elements is 1.1 metres.

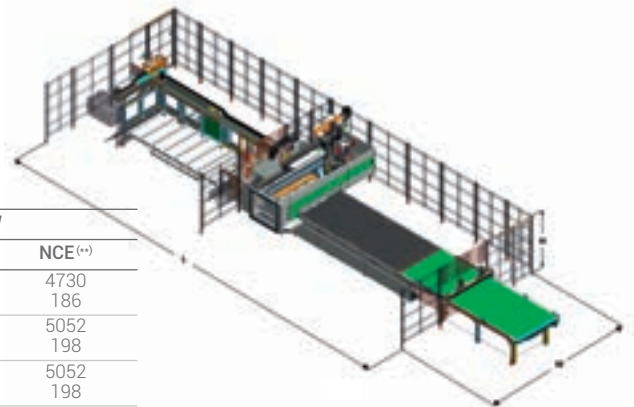
OVERALL DIMENSIONS of unloading belt only

Full Bumper		L		W		
		L	L1	W	W1	
		CE/NCE				
Rover A FT 1224	mm inch	8680 342	7680 302	4136 163	3136 123	
Rover A FT 1531	mm inch	9870 389	8965 353	4436 175	3436 135	
Rover A FT 1536	mm inch	11210 441	10306 406	4436 175	3436 135	
Rover A FT 1836	mm inch	11210 441	10307 406	4752 187	3752 148	
Rover A FT 2231	mm inch	9870 389	8965 353	5082 200	4082 161	
Rover A FT 2243	mm inch	12270 483	11367 448	5082 200	4082 161	
High Speed		L		W		
		CE	NCE ^(*)	CE	NCE ^(*)	
Rover A FT 1224	mm inch	8155 321	8135 320	4734 186	4752 187	
Rover A FT 1531	mm inch	9339*** 368***	9280*** 365***	5064 199	5052 198	
Rover A FT 1536	mm inch	10674*** 420***	10644*** 419***	5064 199	5052 198	
Rover A FT 1836	mm inch	10674 420	10644 419	5334 210	5247 206	
Rover A FT 2231	mm inch	9328*** 368***	9284*** 365***	5724 225	5547 218	
Rover A FT 2243	mm inch	11730*** 461***	11700*** 460***	5724 225	5547 218	



OVERALL DIMENSIONS of Nesting Cell

Nesting Cell - Type A		L		W	
		CE	NCE	CE	NCE ^(*)
Rover A FT 1224	mm inch	10010 394	10065 396	4730 186	4730 186
Rover A FT 1531	mm inch	11820*** 465***	11770*** 463***	5064 199	5052 198
Rover A FT 1536	mm inch	13773*** 542***	13769*** 542***	5064 199	5052 198
Rover A FT 1836	mm inch	13714 539	13780 542	5334 210	5247 206
Rover A FT 2231	mm inch	11814*** 465***	11787*** 464***	5724 225	5547 218
Rover A FT 2243	mm inch	15400*** 606***	15451*** 608***	5720 225	5547 218
Nesting Cell - Type B		L		W	
		CE	NCE ^(*)	CE	NCE ^(*)
Rover A FT 1224	mm inch	12887 507	13255 521	4813 189	4807 189
Rover A FT 1531	mm inch	14700*** 579***	15080*** 593***	5102 200	5216 205
Rover A FT 1536	mm inch	16619*** 654***	16959*** 667***	5102 200	5107 201
Rover A FT 1836	mm inch	16620 654	16960 667	5372 211	5307 208
Rover A FT 2231	mm inch	14690*** 578***	15054*** 592***	5804 228	5802 228
Rover A FT 2243	mm inch	18304*** 721***	18666*** 734***	5804 228	5802 228



(*) In the NCE version, the height of the protective elements is 1.1 metres
 (***) The overall dimensions are increased by 460 mm in the presence of the dust collector grid on the output conveyor belt for overlapping panels

The technical specifications and drawings are non-binding. Some photos may show machines equipped with optional features. Biesse Spa reserves the right to carry out modifications without prior notice.

Weighted sound pressure level A in: Operator workstation Lp_A 76 dB (A). Loading unloading position Lp_A 72 dB (A). Uncertainty factor K = 4 dB (A). Operating conditions: milling operations at a speed of 20 m/min, 20000 rpm.

The measurement was carried out in compliance with UNI EN ISO 3746, UNI EN ISO 11202, UNI EN 848-3 and subsequent modifications. The noise levels shown are emission levels and do not necessarily correspond to safe operation levels. Even though there is a relation between emission levels and exposure levels, this cannot be used reliably to establish whether further precautions are necessary. The factors determining the noise levels to which the operative personnel are exposed include the length of exposure, the characteristics of the work area, as well as other sources of dust and noise, etc. (i.e. the number of machines and processes concurrently operating in the vicinity). In any case, the information supplied will help the user of the machine to better assess the danger and risks involved.

HIGH-TECH BECOMES ACCESSIBLE AND INTUITIVE



B_SOLID IS A 3D CAD CAM SOFTWARE PROGRAM THAT SUPPORTS THE PERFORMANCE OF ANY MACHINING OPERATION THANKS TO VERTICAL MODULES DESIGNED FOR SPECIFIC MANUFACTURING PROCESSES.

- Planning in just a few clicks.
- Simulating machining operations to visualise the piece ahead of manufacturing and have some guidance for the planning phase.
- Virtual prototyping of the piece to avoid collisions and ensure optimal machine equipment.
- Machining operation simulation with a calculation of the execution time.



REDUCED TIME AND WASTE



B_NEST IS THE B_SUITE PLUGIN SPECIFICALLY FOR NESTING OPERATIONS. IT ALLOWS YOU TO ORGANISE YOUR NESTING PROJECTS IN A SIMPLE WAY, REDUCING THE MATERIAL WASTE AND MACHINING TIMES.

- Flexibility with reduced production times and costs.
- Optimisation for every type of product.
- Management of articles, panels and labels.
- Integration with company software.



MANAGING PRODUCTION IN A SIMPLE, USER- FRIENDLY MANNER

SMART
CONNECTION
Powered by Retuner



SMARTCONNECTION IS A SOFTWARE PACKAGE FOR MANAGING JOB ORDERS WITHIN THE COMPANY - FROM THE GENERATION PHASE TO SCHEDULING AND ACTUAL PRODUCTION START-UP - IN JUST A FEW SIMPLE, INTUITIVE STEPS.

THANKS TO SMARTCONNECTION, THE PRODUCTION SITE MACHINES CAN BE LINKED UP TO TRANSFORM THE COMPANY INTO A 4.0 ENTITY..



SmartConnection is a web-based solution that can be used by any device.

MANAGE THE JOB ORDER

PLAN

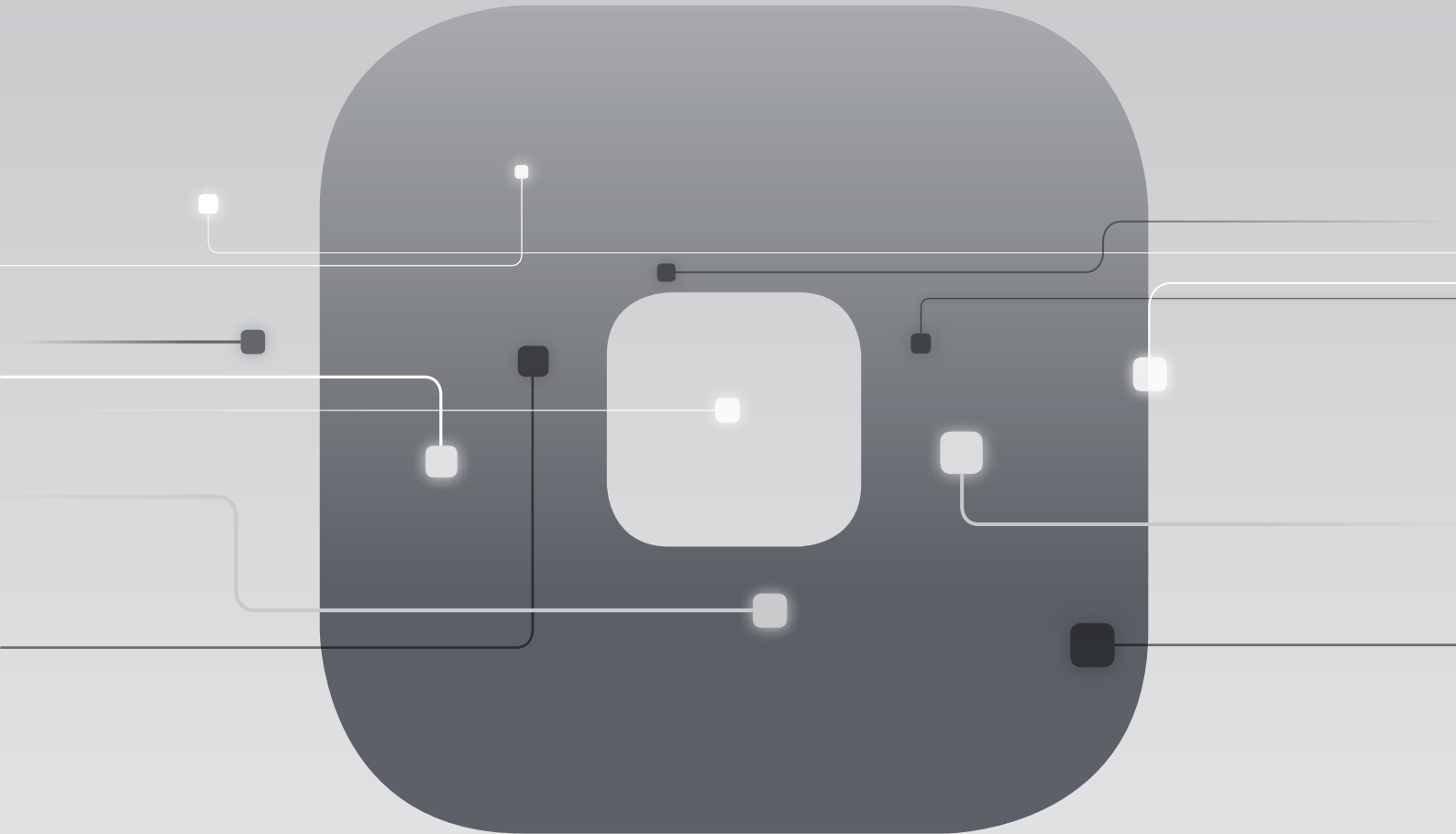
SCHEDULE

WORK

 Biesse is extending SmartConnection across all geographical areas.
To check availability in your country, get in touch with your commercial contact.

SOPHIA

GREATER VALUE FROM MACHINES



The Biesse IoT platform which enables customers to access an extensive range of services to streamline and rationalise their work management processes.

SERVICES

PROACTIVITY

ANALYSIS



CUSTOMER CARE IS WHO WE ARE

SERVICES is a new experience for our customers, to offer not just excellent technology but the added value of an increasingly direct connection with the company, the professionals who work there and the experience they embody.



ADVANCED DIAGNOSTICS

Digital channels for remote interaction online 24/7. Always ready to intervene on-site seven days a week.



A WORLDWIDE NETWORK

39 branch offices, over 300 certified agents, retailers in 120 countries, and spare parts warehouses in America, Europe and the Far East.



SPARE PARTS AVAILABLE IMMEDIATELY

Identification, shipping and delivery of spare parts for every need.



EVOLVED TRAINING OPPORTUNITIES

Lots of on-site, online and classroom training modules for personalised growth.



VALUABLE SERVICES

A wide range of services and software packages to help our customers achieve continuous improvements in performance.

AN EXCELLENT LEVEL OF SERVICE

+550

HIGHLY SPECIALISED
TECHNICIANS AROUND
THE WORLD, READY TO HELP
CUSTOMERS WITH EVERY
NEED

90%

OF MACHINE DOWN CASES
WITH RESPONSE TIME
UNDER 1 HOUR

+100

EXPERTS IN DIRECT
CONTACT THROUGH
REMOTE CONNECTIONS
AND TELESERVICE

92%

OF SPARE PARTS ORDERS
FOR MACHINE DOWNTIME
PROCESSED WITHIN 24
HOURS

+50.000

ITEMS IN STOCK IN THE
SPARE PARTS WAREHOUSES

+5.000

PREVENTIVE MAINTENANCE
VISITS

80%

OF SUPPORT REQUESTS
SOLVED ONLINE

96%

OF SPARE PARTS ORDERS
DELIVERED IN FULL ON TIME

88%

OF CASES SOLVED WITH
THE FIRST ON-SITE VISIT

MADE WITH BIESSE

THE SAGRADA FAMÍLIA SITE BETS ON BIESSE

The carpentry workshop of the majestic cathedral designed by Antoni Gaudí has purchased a BIESSE processing centre mainly to develop moulds for the production of stone, marble and concrete elements, as well as shuttering modules. Salvador Guardiola, a highly experienced carpenter specialised in ship-building and responsible for recreating one of the two Caravels used by Columbo during his voyage to America, has been in charge of the Sagrada Família site for 19 years. "We have chosen BIESSE for the quality of their processing centre and their technical service", states Guardiola. "The machine cannot

stop: some days, it works 24 hours over 24 and, therefore, we needed someone who is able to immediately react to any emergencies". As a matter of fact, BIESSE's technical service for the Sagrada Família site shall manage to be effective, timely and accurate thanks to the on-line service that the company offers to its customers.

Founded in Italy,
international native.

We are an international company that manufactures integrated lines and machines to process wood, glass, stone, plastic and composite materials and what will come next.

Thanks to our rooted competence nurtured by an ever-growing worldwide network, we support your business evolution – empowering your imagination.

Master of materials, since 1969.

We simplify your
manufacturing
process to make
the potential of
any material
shine.



Join the
Biesse world.

[biesse.com](https://www.biesse.com)



